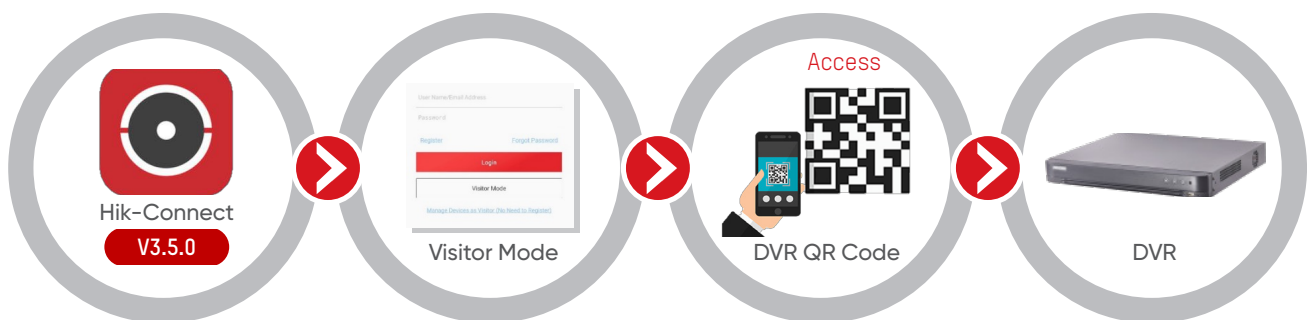


Managing Your DVR is Now **Easier** Than Ever

1 Visitor Access Mode



By scanning the DVR QR code with the Hik-Connect app, you can access and operate the DVR without going through registration or log in.



Download Hik-Connect App using the following methods

- Scan the QR code with your smartphone

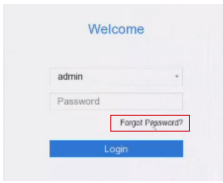
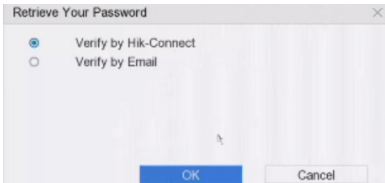
2 Unbinding Your Device

- 1 Scan the DVR QR code with Hik-Connect app
 
- 2 Click the "Unbind Device" button
 
- 3 Key in the device password and verification code
 


***Note:** Make sure the device and the app are in the same LAN when you unbind the device.


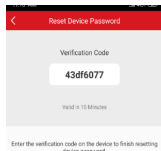
3 Resetting Password using Hik-Connect


Only available when DVR is previously linked to Hik-Connect

- 1 Click **Forgot Password** and choose "Verify with Hik-Connect" on DVR GUI.
 



You'll find a QR code like the one on the right



- 2 Scan the QR code on the DVR GUI using the Hik-Connect App.
 


A verification code will be sent to Hik-Connect.
- 3 Key in the verification code and enter to reset password.
 

Reminder: For your own protection, it is highly recommended that you link your device to the Hik-Connect account upon activation as password reset can only be performed with a linked account.



4 GUI 4.0

Available models: K-Series DVR

Brand New Design

- Fixed main menu
- Simplified, user-friendly interface

